

Download File PDF Honda Ruckus Free Service Manual

#Jenny



Finally I get this ebook, thanks for all these I can get now!

#Rio



Cool! I'am really happy

#Markus Jensen



I did not think that this would work, my best friend showed me this website, and it does! I get my most wanted eBook

#Hun Tsu



wtf this great ebook for free?!

#Che Salsa



My friends are so mad that they do not know how I have all the high quality ebook which they do not!


#Diego Butler



so many fake sites. this is the first one which worked! Many thanks


LUBRICATION SYSTEM

Install the oil pump cover onto the oil pump body.
Install and tighten the oil pump cover screw to the specified torque.
TORQUE: 2.0 N·m (0.2 kgf·m, 1.4 lbf·ft)




INSTALLATION


Install the oil pump by aligning the dowel pin and screw with the grooves of the crankcase.



Install and tighten the mounting bolts securely.



Apply engine oil to the drive gear and driven gear along surface/gear teeth.
Install the driven gear by aligning the cut-outs of the driven gear and oil pump inner rotor.



[Download PDF version of :](#)
Honda Ruckus Free Service Manual