

#Jenny



Finally I get this ebook, thanks for all these I can get now!

#Rio



Cool! I'am really happy

#Markus Jensen



I did not think that this would work, my best friend showed me this website, and it does! I get my most wanted eBook

#Hun Tsu



wtf this great ebook for free?!

#Che Salsa



My friends are so mad that they do not know how I have all the high quality ebook which they do not!

#Diego Butler





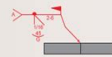
so many fake sites. this is the first one which worked! Many thanks

72 Lockers Publishing

Test Your Knowledge

Write your answers on a separate sheet of paper. Do not write in this book.

- List the five basic welding joints.
- List five things the welding symbol will tell the welder about the weld that is to be made.
- Why is the tail used on the welding symbol?
- When used on the welding symbol, what does the weld symbol tell the welder?
- The information below the reference line refers to the _____ side of the weld.
- Where does the root opening appear on a groove weld symbol?
- What information is shown in parentheses in "E" position in Figure 9-22?
- On a chain intermittent welding symbol, are the fillet weld symbols aligned or offset?
- An intermittent fillet weld with the length and pitch dimensions of 4-10 has how much space between the weld segments?



- On a separate sheet of paper, sketch the complete welding symbol for the weld identified in the space above. The metal part shown is not to be ground or cut prior to welding, and the weld is to be continuous rather than intermittent.

Refer to the welding symbol above when answering Questions 11 through 15:

- Which piece of metal is to be ground, machined, or cut prior to welding?
- What does the oval, half-round symbol mean?
- What shape is the weld face to be and what method will be used to finish it?
- Is the weld made in the shop or on site (in the field)?
- At what angle is the one piece ground, and how far apart are the pieces at the root of the weld?

Refer to the welding symbol above when answering Questions 17 through 19:

- What type of weld is to be made?
- How many welds will be made?
- What size are the welds?

Refer to the welding symbol above when answering Questions 17 through 19:

- What kind of weld symbol(s) may straddle the reference line?

[Download PDF version of :](#)
Modern Welding 11th Edition Answers Ch 6 Book